


# Check list

- Revision timetable – drawn up and being followed – no excuses!!
- Make sure you have the right ‘stuff’ to revise at home!
- 100% Attendance
- On time everyday!!
- Lesson 6/Saturday mornings
- Positive attitude – don’t get stressed!!
- Failure to attend ALL exams AND revision sessions will result in a ban from the prom!

You are an amazing  
year group who  
deserve success –  
don't let yourselves  
down!!

# What is Good Attendance??

1 school year at **90%** attendance = **4** whole weeks of lessons **MISSED!!!**



# What impact does this have on LEARNING & GRADES!!!!?

Research suggests that **17 missed school days** a year = GCSE grade **DROP** in achievement. (DfES)

The greater the attendance the greater the achievement.



## Helping you prepare for Y11 exams

What will I need to get together?

Can I please have an example of a revision timetable?

**What do the tests/exams look like?**

I am a parent/carer. How can I help?

How will the school help?

Can I please have a revision timetable template?

I don't know where to start – how do I revise?





# IS THIS THE RIGHT WAY TO GO?

- Only a very small number of people can revise effectively by just reading through books.
- Most of the time you only pick up the gist of the information. The details can get missed.



# Revision Techniques

12 Different ways to do it



# Note Taking



- Make bullet points
- Simple summaries of the main ideas
- Make revision cards.



# Use ICT

Revise online using packages such as: -

- **Mr Barton Maths**

[www.mrbartonmaths.com](http://www.mrbartonmaths.com)

- **Suffolk Maths**

[www.suffolkmaths.co.uk](http://www.suffolkmaths.co.uk)

**GCSE Maths Tutor**

[www.gcsemathstutor.com](http://www.gcsemathstutor.com)



# Talking Partners



- Talk about the work with parents or friends. Get them to ask you questions.

# Highlighting



- **Highlight** nouns, underline verbs and circle adjectives

# Look, cover, write/draw and check...



- Study what you want to learn, cover it and then try to copy it.

# Listen Back

- Record a rap, rhyme or song. Play it back and listen to it.



# Role Play

- Act it out; move round and recite; make links;
- e.g. science in the kitchen, history in the hall
- Trace words/diagrams in the air
- Put pictures and 'post-its' round the house





# Memory Techniques

- Link words/information into a story to remember
- Write a mnemonic [e.g. ROY G BIV for the rainbow colours]
- Classify information
- Word association (the more absurd the better!)

**Richard of York gave battle in vain...**

**Red**

**Orange**

**Yellow**

**Green**

**Blue**

**Indigo**

**Violet**

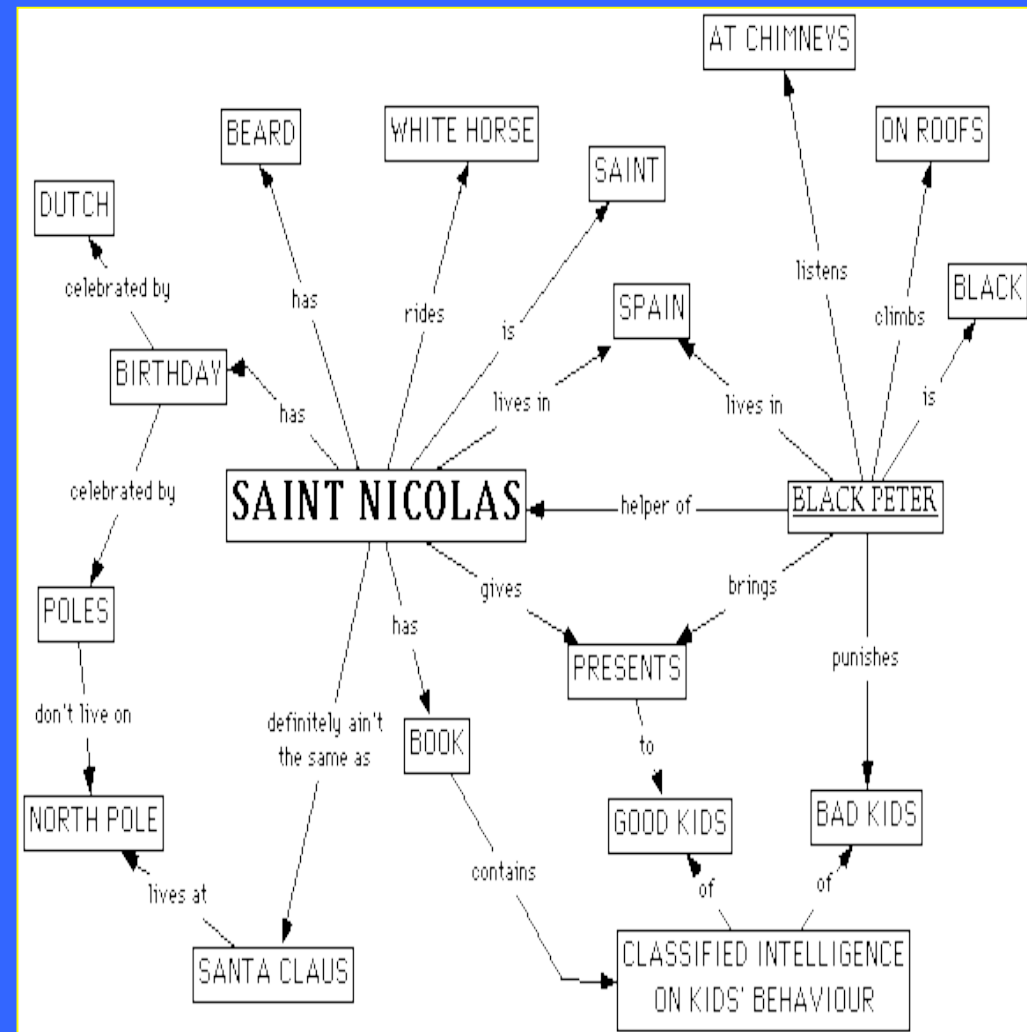
# Devising Questions



- Try to think of questions that might come up!

# Graphic Organisers


- Identify key words and connect them
- Use templates [e.g. flowchart, herring bone, hierarchy, 'What if...?']
- Connect key words with connecting statements
- Group key words and connect [with or without connective words] [e.g. 'Mind Map']




# Reading Images



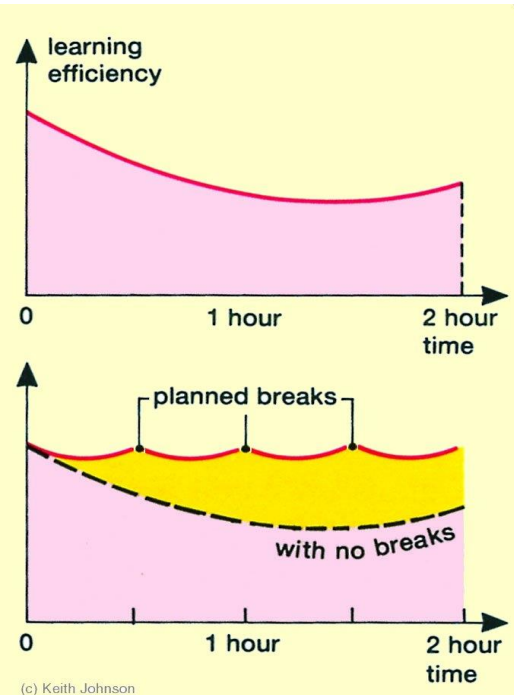
- Annotate or label a photograph, diagram, piece of text or other visual image (produced with a white border).
- Make links to what you already know and suggest a title or overall heading for the image.
- If possible, explain your thinking to others.



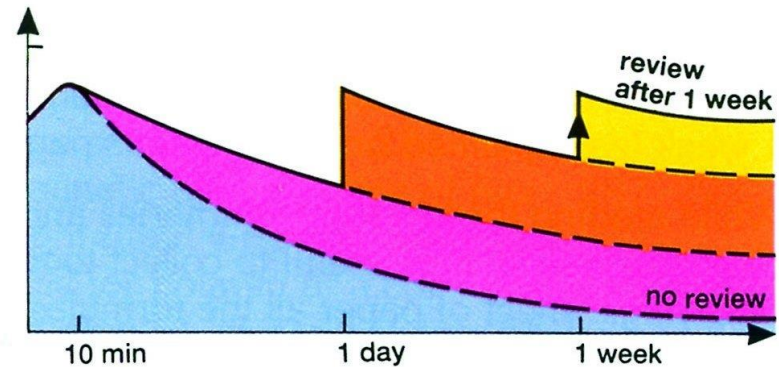
Switch off the TV  
Phone on silent or off!  
Switch off 'Facebook' or similar  
Don't just 'read it through'



Be in a quiet place  
Be ACTIVE!  
Make sure there is lots of light and it's warm – but not too warm  
Drink plenty of water!



Take planned breaks to keep your 'learning efficiency' high. Time your breaks – don't take too long!



Start early and keep revisiting your work. By doing this, your level of **RECALL** (what you remember) will stay high. *By the way, how many weeks are there before the first exam?*

## I am a parent/carer. How can I help?

<b>Go through these slides booklet with your son/ daughter – about half an hour well spent</b>	<b>Support, don't nag!</b>	<b>Help to draw up the revision timetable</b>
<b>Help with timing – getting started and suggesting when to stop!</b>	<b>Negotiate switching off the internet/other distractions for set periods e.g. 6.00 – 8.00 pm</b>	<b>Focus on the revision strategies – don't let your son/daughter just 'read it through'</b> <b>Much more will be learned if the learner is ACTIVE</b> <b>Provide lots of scrap paper and expect to see it used!</b>
<b>Provide the right environment</b> <ul style="list-style-type: none"><li>•Quiet</li><li>•Well lit</li><li>•Warm</li></ul>		